




TOBYhouse - Iridescent Boule Assembly Instructions




Open out the concertina shape and wrap it into a ball shape.




Un-peel the double sided tape and carefully overlap the shapes that have adhesive on them. Press them firmly closed.



Close the press-studs provided through the little holes on the inner side of the shade ends. TIP: Put one hand inside the lamp to press them closed from inside.



Closeup view of the closed press-studs at the ends of the lampshade.



Open out the support star and fix it to the bulb holder.



Pass the support star through the top end of the shade and hang!

Use 10W CFL bulb, or MAX 60W Incandescent Bulb.

www.tobyhouse.co.uk